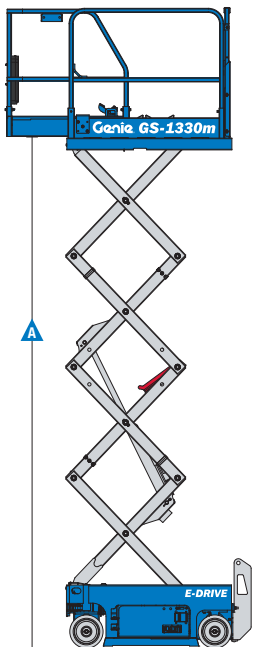
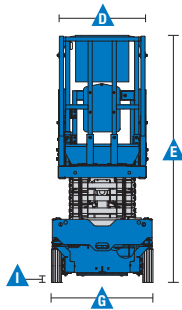
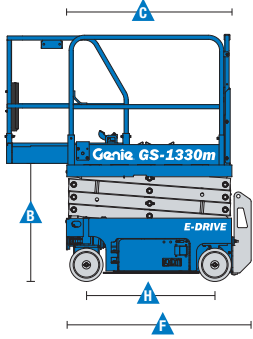


# Self-Propelled Scissor Lifts

## GS™ -1330m

### Specifications



Models	GS-1330m	
Measurements	US	Metric
Working height maximum - indoor <sup>1</sup>	18 ft 10 in	5.9 m
- outdoor <sup>1</sup>	16 ft 6 in	5.03 m
<b>A</b> Platform height, maximum - indoor	12 ft 10 in	3.9 m
- outdoor	10 ft 6 in	3.2 m
<b>B</b> Platform height stowed	2 ft 11 in	0.90 m
<b>C</b> Platform length - outside	4 ft 2 in	1.26 m
extended	5 ft 8 in	1.72 m
Roll-out platform extension deck	1.5 ft	0.46 m
<b>D</b> Platform width - outside	26.5 in	0.67 m
Guardrail height	3 ft 7 in	1.1 m
Toeboard height	6 in	15 cm
<b>E</b> Height-stowed: fixed rails	6 ft 7.5 in	2.02 m
folding rails	6 ft 7.5 in	2.02 m
rails folded	5 ft 6 in	1.68 m
<b>F</b> Length-stowed	4 ft 8 in	1.41 m
Length-stowed extended	6 ft 2 in	1.87 m
<b>G</b> Width	30.5 in	0.78 m
<b>H</b> Wheelbase	3 ft 3 in	0.98 m
<b>I</b> Ground clearance-center with pothole guards retracted	2.4 in	6 cm
- with pothole guards deployed	0.63 in	1.6 cm

### Productivity

Maximum platform occupancy (in/out) <sup>2</sup>	2/1	
Maximum platform capacity with extension deck retracted	500 lbs	227 kg
Maximum extension deck capacity with extension deck extended	200 lbs	91 kg
Drive height	Full height	
Drive speed - stowed	2.5 mph	4.0 km/h
- raised	0.5 mph	0.8 km/h
Gradeability - stowed <sup>3</sup>	25%/14°	
Turning radius - inside	15.7 in	40 cm
- outside	5 ft 1 in	1.55 m
Raise / lower speed	20 / 24 sec	
Tilt sensor activation - front to back	2.5°	
- side to side	1.5°	
Controls	Proportional	
Drive	dual rear wheel, electric	
Brakes	dual rear wheel, electric	
Tires - solid non-marking	10 x 3 in	25.4 x 7.62 cm

### Power

Power source	24 V (two 12 V 85 Ah batteries)	
Hydraulic system capacity	1.05 gal	4.0 L

### Weight<sup>4</sup> / Floor Loading<sup>5</sup>

ANSI, CSA	1,950 lb	885 kg
Tire load, maximum	860 lb	390 kg
Tire contact pressure	119 psi	824 kPa
Occupied floor pressure	231 psf	11.08 kPa

### Standards Compliance ANSI A92.20, CSA B354.6, CE EN280, AS 1418.10

<sup>1</sup> The metric equivalent of working height adds 2 m to platform height. U.S. adds 6 ft to platform height.

<sup>2</sup> Indoor use only for the GS-1330m

<sup>3</sup> Gradeability applies to driving on slopes, see Operator's Manual for details regarding slope ratings.

<sup>4</sup> Weight will vary depending on options and/or country standards.

<sup>5</sup> Note: Floor loading information is approximate and does not incorporate different option configurations. It should be used only with adequate safety factors.

### Features

#### Standard Features

##### Measurements

###### GS-1330m

- 18 ft 10 in (5.9 m) working height
- Up to 500 lbs (227 kg) lift capacity

##### Productivity

- 50 x 26.5 in (1.26 x 0.67 m) steel platform
- Fixed rail with half-height swing gate
- 1.5 ft (.46 m) extension deck
- Drive at full height
- Dual rear wheel electric drive
- SmartLink™ - dual zone control
- Proportional lift and drive
- Platform load sense system
- Platform control guard
- Universal 20 amp smart charger
- Rear recessed charger receptacle
- Up to 25% gradeability
- Platform control with battery charge indicator and diagnostic display
- On-board diagnostic system
- AC power to platform
- Lanyard attachment points
- Manual platform lowering valve
- Emergency stop at both platform and ground controls
- Rear wheel electric brakes
- Electric brake release
- Swing-out component trays
- Solid non-marking tires
- Pothole guards
- Dual flashing LED beacons
- Tilt level sensor with audible alarm
- Descent alarm
- Electronic horn
- Hour meter
- Motion alarm
- Lift Connect™ Telematics
- Tech Pro™ Link compatible

##### Power

- 24 V DC (two 12V 85 Ah batteries)

#### Options & Accessories

##### Productivity Options

- Folding rails with half-height swing gate
- Fixed rails with saloon doors
- Air line to platform
- Automotive horn

##### Power Options

- Power inverter (110 V/60 Hz)
- AGM maintenance-free batteries



#### Genie United States

6464 185th Ave. NE  
Redmond, WA 98052  
Telephone +1 (425) 881-1800  
Toll Free in USA/Canada +1 (800)-536-1800  
Fax +1 (425) 883-3475

#### Distributed By: